

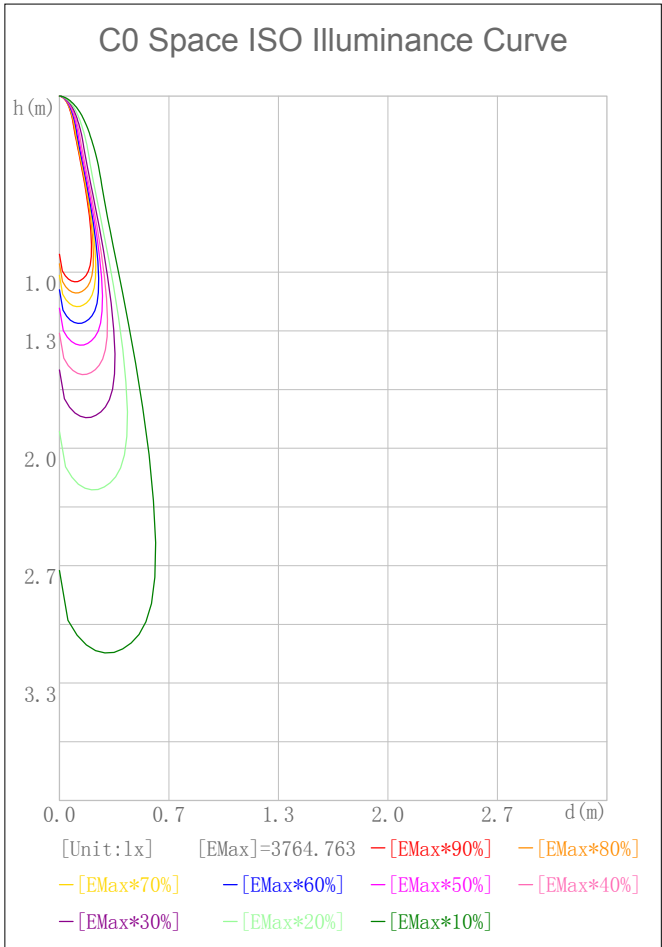
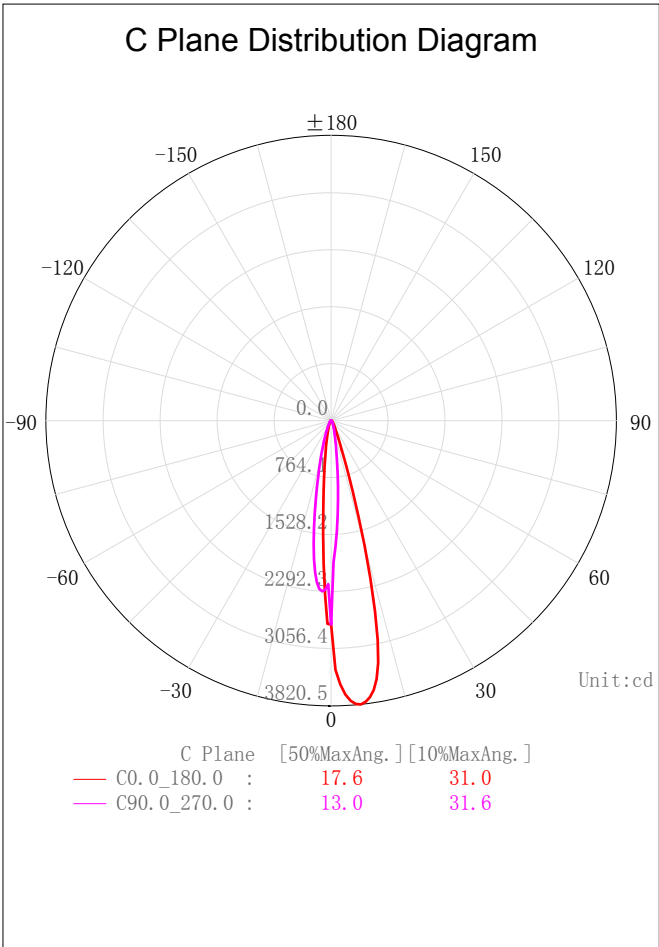
Indoor Luminaire Photometric Data

Description Information

Luminary Name:WL02-06-XX-02 2700K RA90 15D		Lum. Catalog:	Test ID: 01
Lamp Name:		Lamp Catalog: LED	Test Date: 2021/10/23
Manufacture: Shenzhen Norming Lighting Co., Ltd		Shld.Ang(°):	Test Machine:GON-2000
Test Lab: Quality Department		Frequency (Hz):	Lamp CCT (K): Ra:
Lum. Size (W*L*H):0.038m*0.038m*0.000m		Lum. Area (m2):0.001	Lum. W (kg): 0.000
Test System: C, γ	Test Step: C=90.0 γ=1.0	Temp. (°C): 25	Humidity(%): 50.0

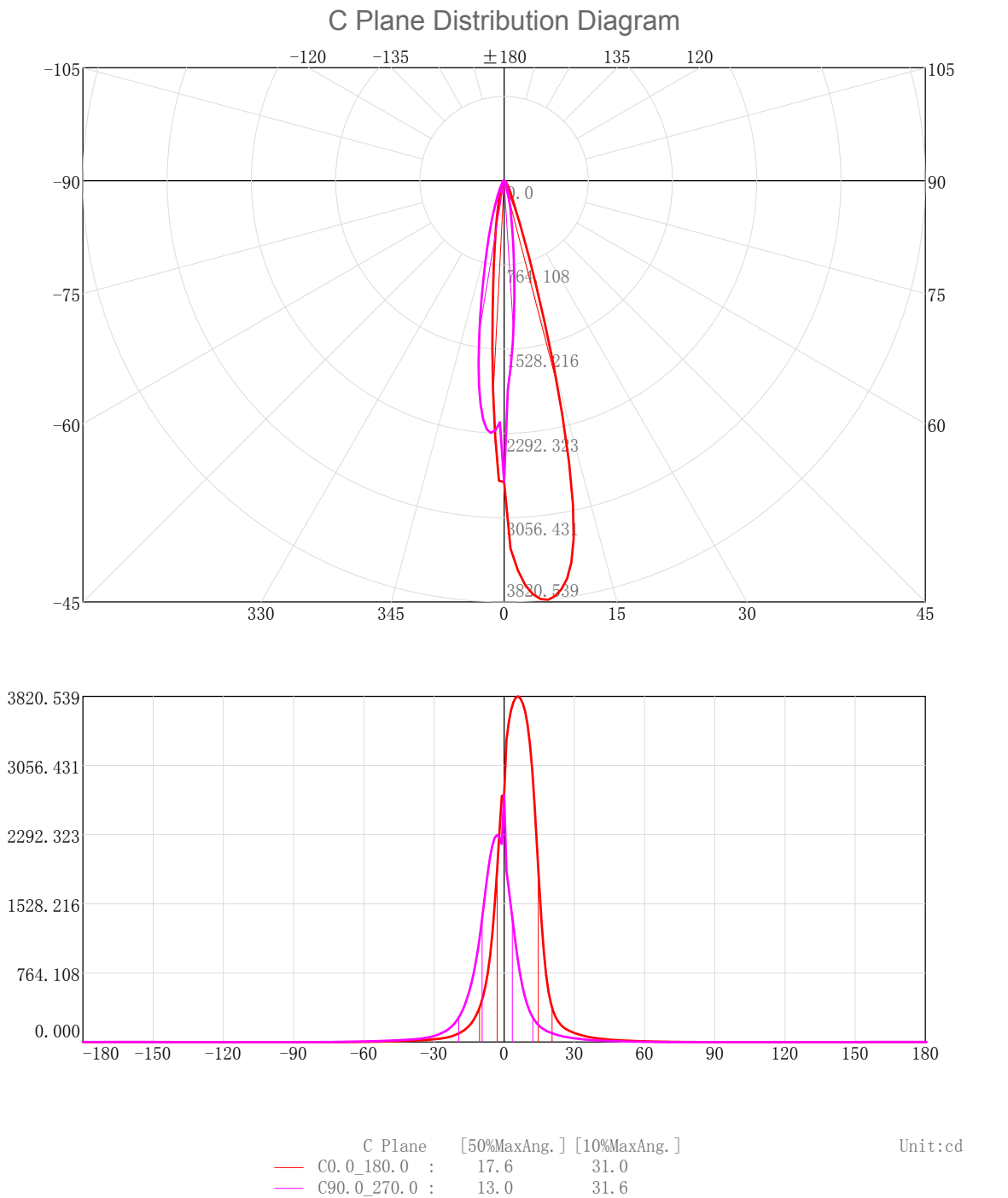
Character Parameter

Lamp Speciality Parameter		Luminaire Speciality Parameter	
Rated Flux(lm): 462.510	Luminary Flux(lm): 462.506	Field Angle(10%Imax): 31.0(°)	
Rated Power(W):	Luminary Efficiency: 100.00%	Down Lumens&Percent: 461.368lm 99.75%	
Rated Voltage(V):	Luminary EER(lm/W): 74.658	Up Lumens&Percent: 1.138lm 0.25%	
Tested Power(W): 6.195	Max. Candela(cd): 3820.539	S/MH: C0_a180=0.355 C90_270=0.222	
Lamps' Inside: 1	Max Cand@Ang. (°): C=0.0 γ=6.0	CIE Type: Semi-Direct	
Tested Electrics (V, A, pf):240.9, 0.030, 0.844	Beam Angle(50%Imax): 17.6(°)	ErP ϕ use(90°): 357.449lm	
Lamp Size (W*L*H):0.038m*0.038m*0.000m	Left=-3.0°, Right=14.6°	IRF(%): 1216.720	



2D Plane Light Intensity Distribution Curve

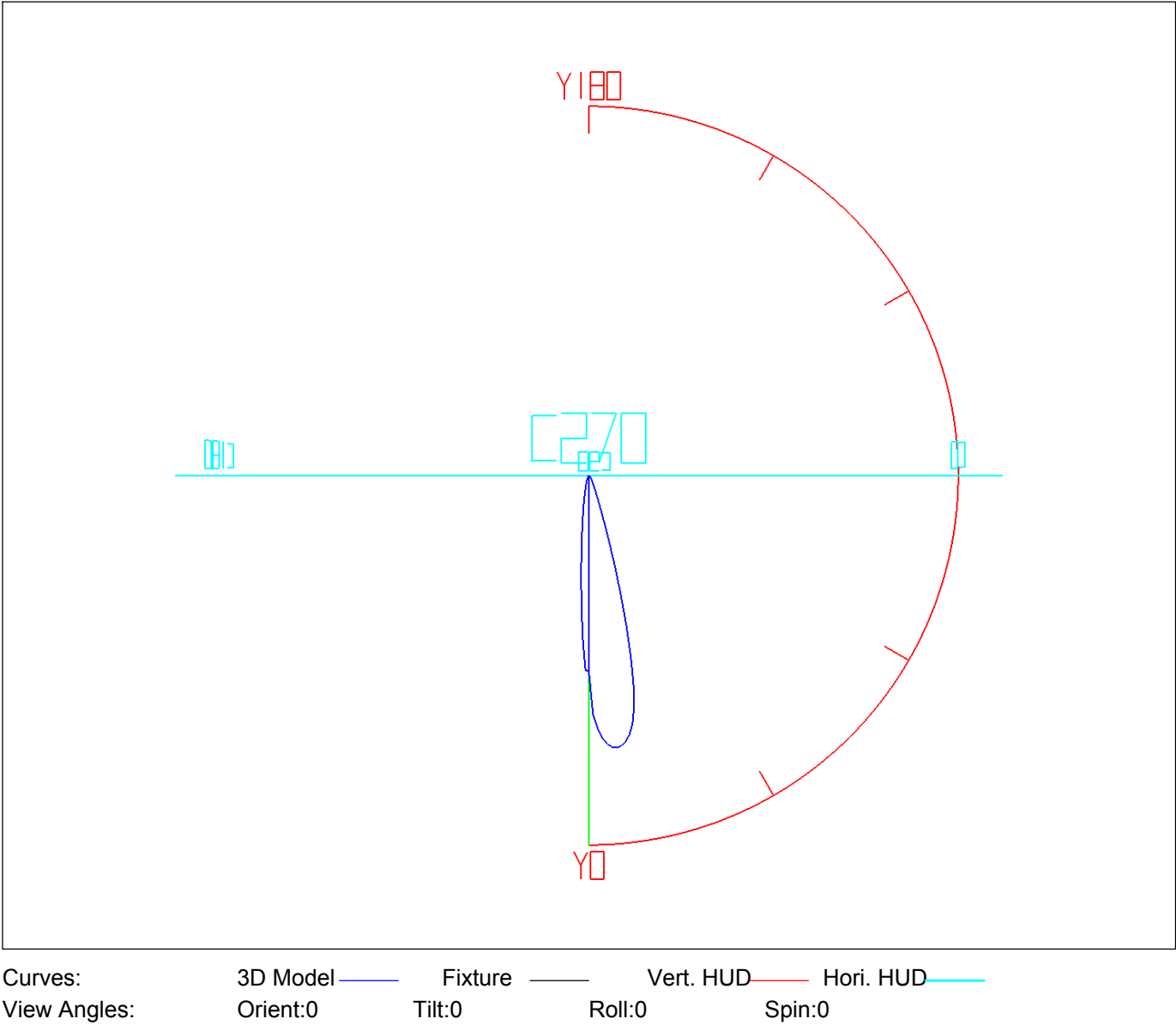
Lum. Name: WL02-06-XX-02 2700K RA90 15D	Lum. Catelog:	Test ID: 01
Lamp Name:	Lamp Catelog: LED	Test Lab: Quality Department
Manufacture: Shenzhen Norming Lighting Co., Ltd	Test Machine:GON-2000	Test Date: 2021/10/23



3D Light Intensity Distribution Modal

Lum. Name: WL02-06-XX-02 2700K RA90 15D	Lum. Catelog:	Test ID: 01
Lamp Name:	Lamp Catelog: LED	Test Lab: Quality Department
Manufacture: Shenzhen Norming Lighting Co., Ltd	Test Machine:GON-2000	Test Date: 2021/10/23

3D Light Intensity Distribution Modal



IES Indoor Report

Photometric Filename:WL02-06-XX-02 2700K RA90 15D.IES

Zonal Flux Tabulation

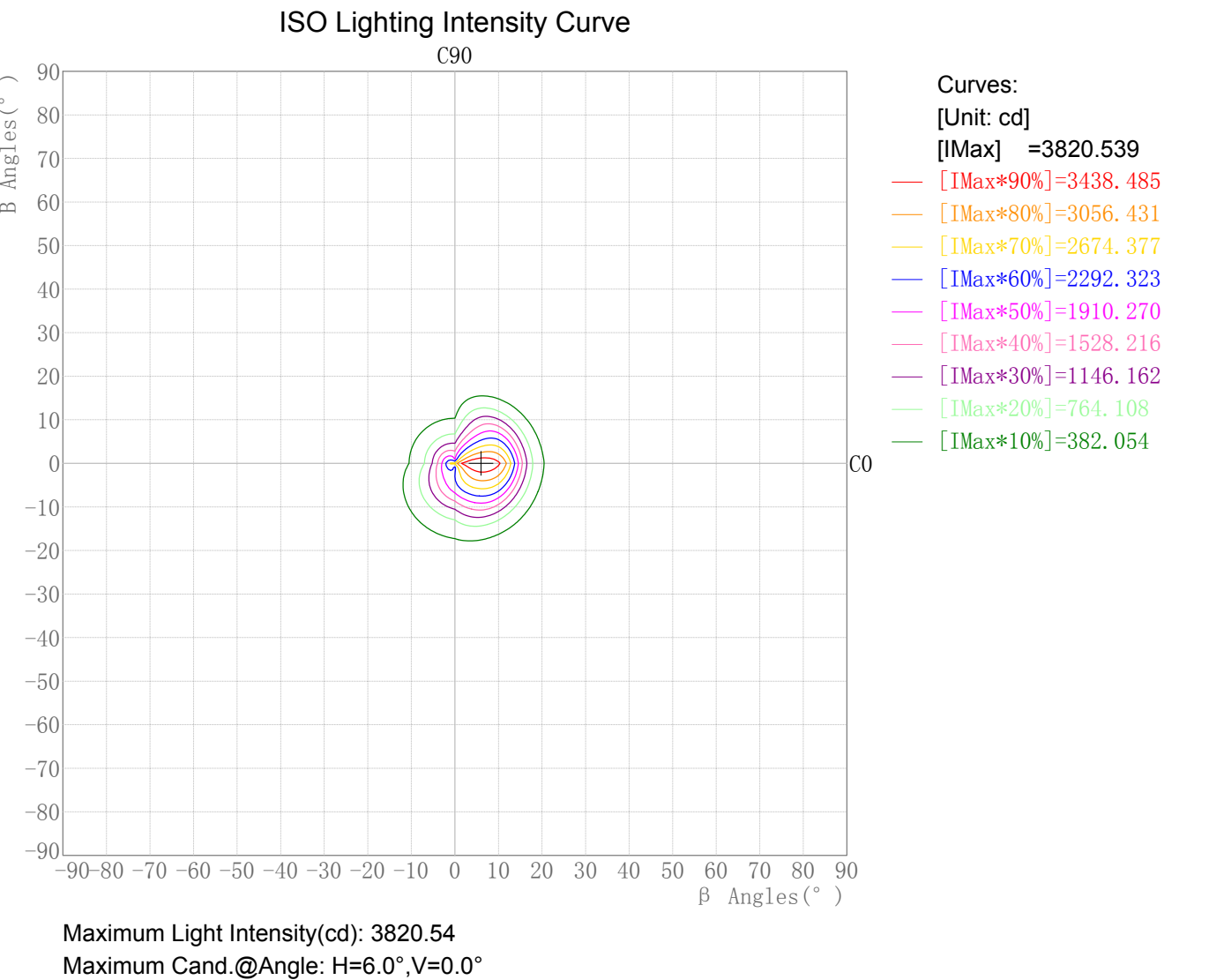
Zone(γ)	Zone Flux (lm)	Sums Flux (lm)	Zone%Lamp	Sums%Lamp	Zone(γ)	Zone Flux (lm)	Sums Flux (lm)	Zone%Lamp	Sums%Lamp
0.0-1.0	2.52	2.52	0.54	0.54	47.0-48.0	1.23	446.34	0.27	96.50
1.0-2.0	7.16	9.68	1.55	2.09	48.0-49.0	1.16	447.50	0.25	96.75
2.0-3.0	11.46	21.14	2.48	4.57	49.0-50.0	1.09	448.59	0.24	96.99
3.0-4.0	15.19	36.33	3.28	7.86	50.0-51.0	1.03	449.62	0.22	97.21
4.0-5.0	18.34	54.67	3.96	11.82	51.0-52.0	0.96	450.58	0.21	97.42
5.0-6.0	20.94	75.61	4.53	16.35	52.0-53.0	0.91	451.49	0.20	97.62
6.0-7.0	23.03	98.64	4.98	21.33	53.0-54.0	0.85	452.34	0.18	97.80
7.0-8.0	24.63	123.27	5.33	26.65	54.0-55.0	0.80	453.14	0.17	97.97
8.0-9.0	25.78	149.05	5.57	32.23	55.0-56.0	0.75	453.89	0.16	98.14
9.0-10.0	26.45	175.50	5.72	37.95	56.0-57.0	0.70	454.59	0.15	98.29
10.0-11.0	26.57	202.07	5.74	43.69	57.0-58.0	0.65	455.24	0.14	98.43
11.0-12.0	26.03	228.11	5.63	49.32	58.0-59.0	0.60	455.85	0.13	98.56
12.0-13.0	24.75	252.85	5.35	54.67	59.0-60.0	0.56	456.41	0.12	98.68
13.0-14.0	22.72	275.57	4.91	59.58	60.0-61.0	0.52	456.93	0.11	98.79
14.0-15.0	20.16	295.73	4.36	63.94	61.0-62.0	0.48	457.41	0.10	98.90
15.0-16.0	17.38	313.12	3.76	67.70	62.0-63.0	0.44	457.86	0.10	98.99
16.0-17.0	14.68	327.80	3.17	70.87	63.0-64.0	0.41	458.26	0.09	99.08
17.0-18.0	12.29	340.09	2.66	73.53	64.0-65.0	0.38	458.64	0.08	99.16
18.0-19.0	10.33	350.42	2.23	75.76	65.0-66.0	0.34	458.98	0.07	99.24
19.0-20.0	8.80	359.22	1.90	77.67	66.0-67.0	0.31	459.29	0.07	99.30
20.0-21.0	7.61	366.83	1.65	79.31	67.0-68.0	0.28	459.58	0.06	99.37
21.0-22.0	6.70	373.52	1.45	80.76	68.0-69.0	0.25	459.83	0.05	99.42
22.0-23.0	5.99	379.51	1.29	82.05	69.0-70.0	0.22	460.05	0.05	99.47
23.0-24.0	5.41	384.93	1.17	83.23	70.0-71.0	0.20	460.25	0.04	99.51
24.0-25.0	4.94	389.87	1.07	84.29	71.0-72.0	0.17	460.42	0.04	99.55
25.0-26.0	4.54	394.41	0.98	85.28	72.0-73.0	0.15	460.58	0.03	99.58
26.0-27.0	4.21	398.62	0.91	86.19	73.0-74.0	0.13	460.71	0.03	99.61
27.0-28.0	3.92	402.54	0.85	87.03	74.0-75.0	0.11	460.82	0.02	99.64
28.0-29.0	3.67	406.20	0.79	87.83	75.0-76.0	0.10	460.92	0.02	99.66
29.0-30.0	3.44	409.64	0.74	88.57	76.0-77.0	0.09	461.01	0.02	99.68
30.0-31.0	3.22	412.86	0.70	89.27	77.0-78.0	0.08	461.09	0.02	99.69
31.0-32.0	3.02	415.88	0.65	89.92	78.0-79.0	0.07	461.15	0.01	99.71
32.0-33.0	2.83	418.71	0.61	90.53	79.0-80.0	0.06	461.21	0.01	99.72
33.0-34.0	2.65	421.35	0.57	91.10	80.0-81.0	0.05	461.26	0.01	99.73
34.0-35.0	2.49	423.84	0.54	91.64	81.0-82.0	0.04	461.29	0.01	99.74
35.0-36.0	2.34	426.18	0.51	92.15	82.0-83.0	0.03	461.32	0.01	99.74
36.0-37.0	2.22	428.40	0.48	92.62	83.0-84.0	0.02	461.34	0.00	99.75
37.0-38.0	2.10	430.50	0.45	93.08	84.0-85.0	0.01	461.36	0.00	99.75
38.0-39.0	1.99	432.48	0.43	93.51	85.0-86.0	0.01	461.36	0.00	99.75
39.0-40.0	1.88	434.36	0.41	93.91	86.0-87.0	0.00	461.37	0.00	99.75
40.0-41.0	1.79	436.15	0.39	94.30	87.0-88.0	0.00	461.37	0.00	99.75
41.0-42.0	1.70	437.85	0.37	94.67	88.0-89.0	0.00	461.37	0.00	99.75
42.0-43.0	1.61	439.46	0.35	95.02	89.0-90.0	0.00	461.37	0.00	99.75
43.0-44.0	1.53	440.99	0.33	95.35	90.0-91.0	0.00	461.37	0.00	99.75
44.0-45.0	1.45	442.44	0.31	95.66	91.0-92.0	0.00	461.37	0.00	99.75
45.0-46.0	1.37	443.81	0.30	95.96	92.0-93.0	0.00	461.37	0.00	99.75
46.0-47.0	1.30	445.11	0.28	96.24	93.0-94.0	0.00	461.37	0.00	99.75

Zonal Flux Tabulation - (Cont.)

Zone(γ)	Zone Flux (lm)	Sums Flux (lm)	Zone%Lamp	Sums%Lamp	Zone(γ)	Zone Flux (lm)	Sums Flux (lm)	Zone%Lamp	Sums%Lamp
94.0-95.0	0.00	461.37	0.00	99.75	141.0-142.0	0.01	461.40	0.00	99.76
95.0-96.0	0.00	461.37	0.00	99.75	142.0-143.0	0.01	461.41	0.00	99.76
96.0-97.0	0.00	461.37	0.00	99.75	143.0-144.0	0.02	461.43	0.00	99.77
97.0-98.0	0.00	461.37	0.00	99.75	144.0-145.0	0.02	461.45	0.00	99.77
98.0-99.0	0.00	461.37	0.00	99.75	145.0-146.0	0.02	461.47	0.01	99.78
99.0-100.0	0.00	461.37	0.00	99.75	146.0-147.0	0.03	461.50	0.01	99.78
100.0-101.0	0.00	461.37	0.00	99.75	147.0-148.0	0.03	461.53	0.01	99.79
101.0-102.0	0.00	461.37	0.00	99.75	148.0-149.0	0.04	461.57	0.01	99.80
102.0-103.0	0.00	461.37	0.00	99.75	149.0-150.0	0.04	461.60	0.01	99.80
103.0-104.0	0.00	461.37	0.00	99.75	150.0-151.0	0.04	461.64	0.01	99.81
104.0-105.0	0.00	461.37	0.00	99.75	151.0-152.0	0.04	461.69	0.01	99.82
105.0-106.0	0.00	461.37	0.00	99.75	152.0-153.0	0.05	461.73	0.01	99.83
106.0-107.0	0.00	461.37	0.00	99.75	153.0-154.0	0.05	461.78	0.01	99.84
107.0-108.0	0.00	461.37	0.00	99.75	154.0-155.0	0.05	461.83	0.01	99.85
108.0-109.0	0.00	461.37	0.00	99.75	155.0-156.0	0.05	461.88	0.01	99.86
109.0-110.0	0.00	461.37	0.00	99.75	156.0-157.0	0.05	461.92	0.01	99.87
110.0-111.0	0.00	461.37	0.00	99.75	157.0-158.0	0.05	461.97	0.01	99.88
111.0-112.0	0.00	461.37	0.00	99.75	158.0-159.0	0.05	462.02	0.01	99.89
112.0-113.0	0.00	461.37	0.00	99.75	159.0-160.0	0.05	462.06	0.01	99.90
113.0-114.0	0.00	461.37	0.00	99.75	160.0-161.0	0.04	462.11	0.01	99.91
114.0-115.0	0.00	461.37	0.00	99.75	161.0-162.0	0.04	462.15	0.01	99.92
115.0-116.0	0.00	461.37	0.00	99.75	162.0-163.0	0.04	462.19	0.01	99.93
116.0-117.0	0.00	461.37	0.00	99.75	163.0-164.0	0.04	462.23	0.01	99.94
117.0-118.0	0.00	461.37	0.00	99.75	164.0-165.0	0.04	462.26	0.01	99.95
118.0-119.0	0.00	461.37	0.00	99.75	165.0-166.0	0.03	462.30	0.01	99.95
119.0-120.0	0.00	461.37	0.00	99.75	166.0-167.0	0.03	462.33	0.01	99.96
120.0-121.0	0.00	461.37	0.00	99.75	167.0-168.0	0.03	462.36	0.01	99.97
121.0-122.0	0.00	461.37	0.00	99.75	168.0-169.0	0.03	462.38	0.01	99.97
122.0-123.0	0.00	461.37	0.00	99.75	169.0-170.0	0.02	462.41	0.01	99.98
123.0-124.0	0.00	461.37	0.00	99.75	170.0-171.0	0.02	462.43	0.00	99.98
124.0-125.0	0.00	461.37	0.00	99.75	171.0-172.0	0.02	462.44	0.00	99.99
125.0-126.0	0.00	461.37	0.00	99.75	172.0-173.0	0.02	462.46	0.00	99.99
126.0-127.0	0.00	461.37	0.00	99.75	173.0-174.0	0.01	462.47	0.00	99.99
127.0-128.0	0.00	461.37	0.00	99.75	174.0-175.0	0.01	462.48	0.00	99.99
128.0-129.0	0.00	461.37	0.00	99.75	175.0-176.0	0.01	462.49	0.00	100.00
129.0-130.0	0.00	461.37	0.00	99.75	176.0-177.0	0.01	462.50	0.00	100.00
130.0-131.0	0.00	461.37	0.00	99.75	177.0-178.0	0.00	462.50	0.00	100.00
131.0-132.0	0.00	461.37	0.00	99.75	178.0-179.0	0.00	462.50	0.00	100.00
132.0-133.0	0.00	461.37	0.00	99.75	179.0-180.0	0.00	462.51	0.00	100.00
133.0-134.0	0.00	461.37	0.00	99.75					
134.0-135.0	0.00	461.37	0.00	99.75					
135.0-136.0	0.00	461.37	0.00	99.75					
136.0-137.0	0.00	461.37	0.00	99.75					
137.0-138.0	0.00	461.37	0.00	99.75					
138.0-139.0	0.00	461.37	0.00	99.75					
139.0-140.0	0.01	461.38	0.00	99.76					
140.0-141.0	0.01	461.39	0.00	99.76					

Rectangle ISO Lighting Intensity Diagram

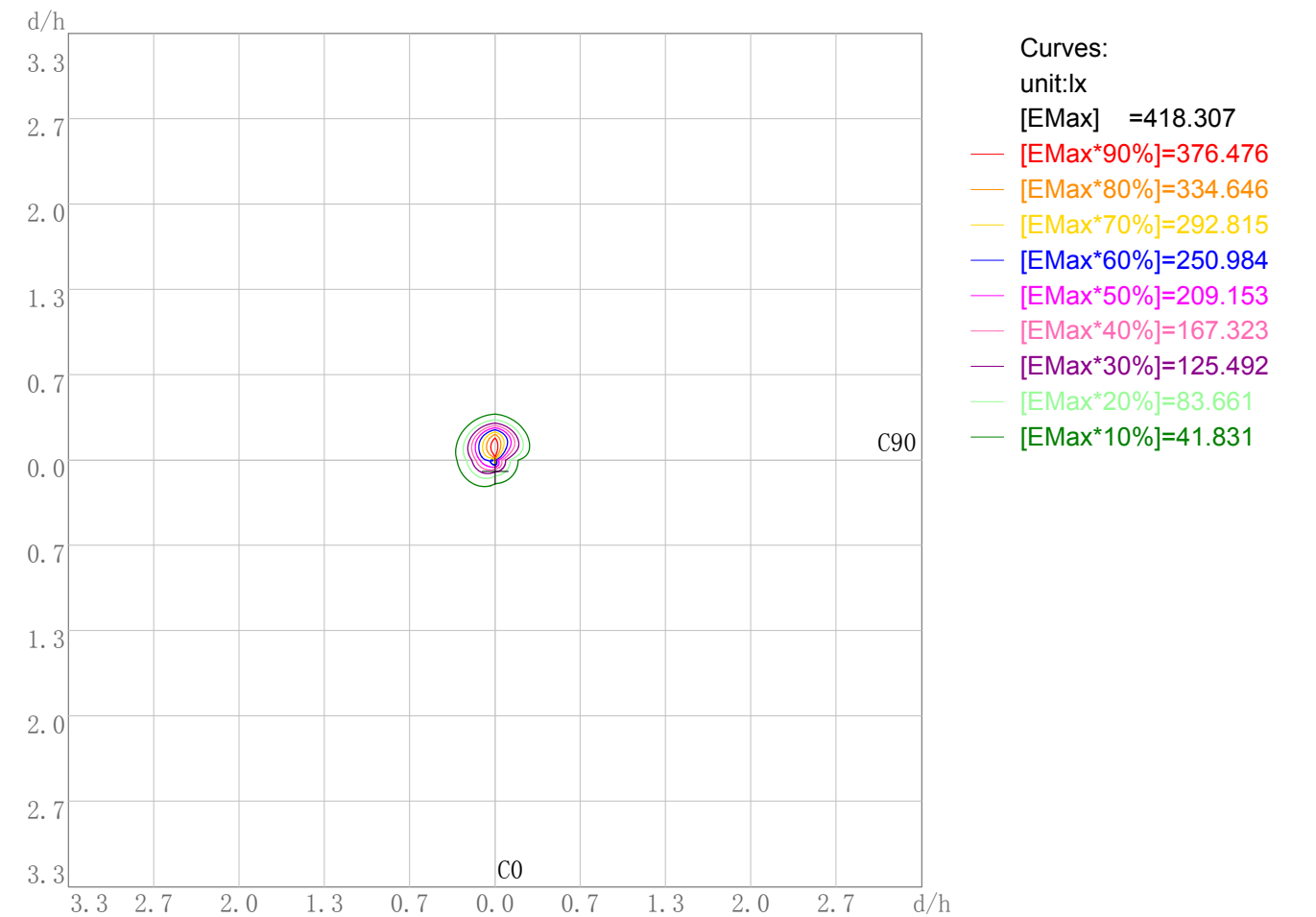
Lum. Name: WL02-06-XX-02 2700K RA90 15D	Lum. Catalog:	Test ID: 01
Lamp Name:	Lamp Catalog: LED	Test Lab: Quality Department
Manufacture: Shenzhen Norming Lighting Co., Ltd	Test Machine:GON-2000	Test Date: 2021/10/23



Plane ISO-Illuminance Diagram

Lum. Name: WL02-06-XX-02 2700K RA90 15D	Lum. Catalog:	Test ID: 01
Lamp Name:	Lamp Catalog: LED	Test Lab: Quality Department
Manufacture: Shenzhen Norming Lighting Co., Ltd	Test Machine:GON-2000	Test Date: 2021/10/23

Plane ISO-Illuminance Curve



Working Plane Luminaire Mounting Height(m): 3.00

Working Plane Maximum Illuminance(lx): 418.31

Working Plane Maximum Illuminance Position(d/h):H0.0 V0.1


IES Indoor Report

Photometric Filename:WL02-06-XX-02 2700K RA90 15D.IES

3D Plane ISO Illuminance Diagram

Lum. Name: WL02-06-XX-02 2700K RA90 15D	Lum. Catalog:	Test ID: 01
Lamp Name:	Lamp Catalog: LED	Test Lab: Quality Department
Manufacture: Shenzhen Norming Lighting Co., Ltd	Test Machine:GON-2000	Test Date: 2021/10/23

3D Plane Illuminance Modal

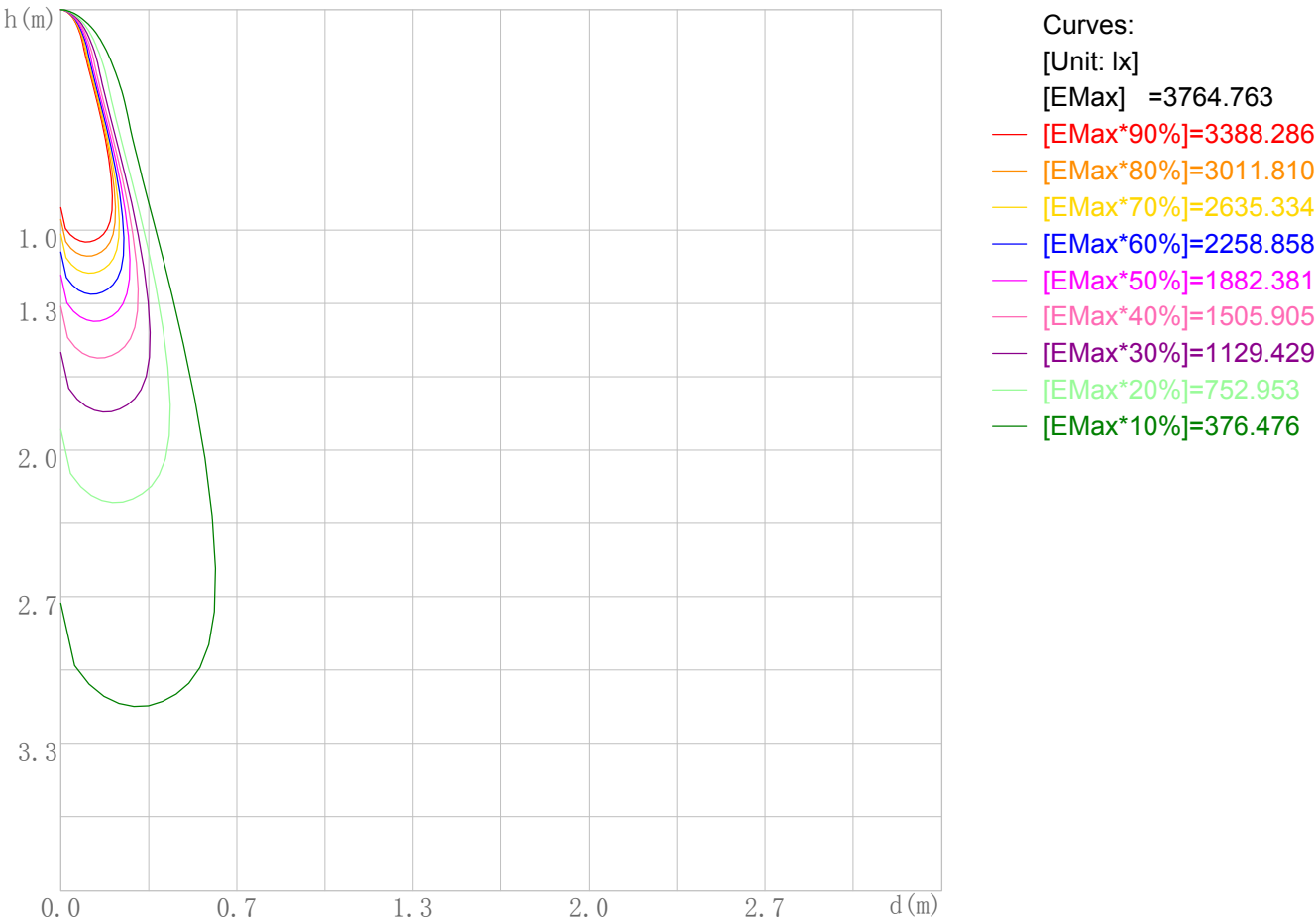


Curves: 3D Model — 90% — 80% — 70% — 60% — 50% — 40% — 30% — 20% — 10% —
View Angles(deg): 0 Height(m): 3.0 Distance(m): 10.0

Space ISO Illuminance Diagram

Lum. Name: WL02-06-XX-02 2700K RA90 15D	Lum. Catelog:	Test ID: 01
Lamp Name:	Lamp Catelog: LED	Test Lab: Quality Department
Manufacture: Shenzhen Norming Lighting Co., Ltd	Test Machine:GON-2000	Test Date: 2021/10/23

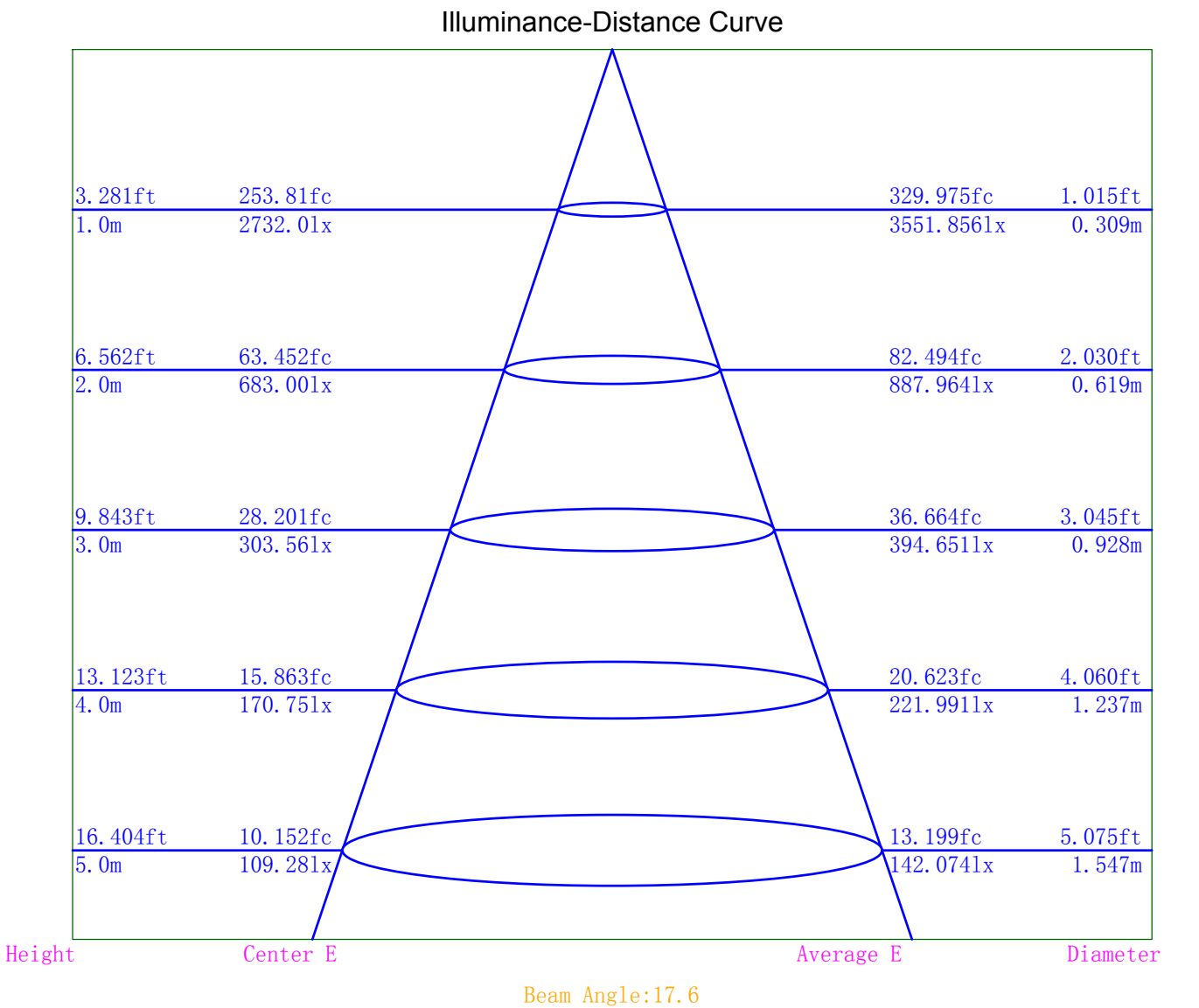
Space ISO Illuminance Curve



Space Plane Maximum Illuminance and @Angle:3764.76lx,5.0deg
Plane Maximum Lighting Intensity and @Angle:3820.539cd,0deg

Illuminance-Distance Diagram

Lum. Name: WL02-06-XX-02 2700K RA90 15D	Lum. Catalog:	Test ID: 01
Lamp Name:	Lamp Catalog: LED	Test Lab: Quality Department
Manufacture: Shenzhen Norming Lighting Co., Ltd	Test Machine:GON-2000	Test Date: 2021/10/23



Indoor Luminance Limiting Curves

Lum. Name: WL02-06-XX-02 2700K RA90 15D	Lum. Catalog:	Test ID: 01
Lamp Name:	Lamp Catalog: LED	Test Lab: Quality Department
Manufacture: Shenzhen Norming Lighting Co., Ltd	Test Machine:GON-2000	Test Date: 2021/10/23

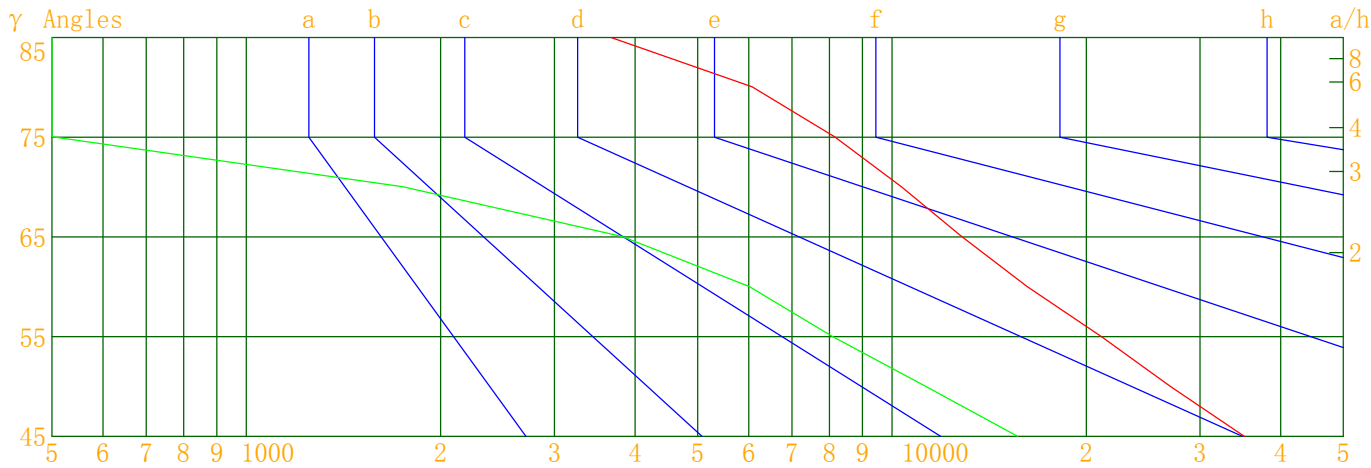
Glare Grade Table

GI	Quality	Using Illuminance							
1.15	A	2000	1000	500	<=300				
1.5	B		2000	1000	500	<=300			
1.85	C			2000	1000	500	<=300		
2.2	D				2000	1000	500	<=300	
2.55	E	a				2000	1000	500	<=300
			b	c	d	e	f	g	h

Luminance Table

Gama(deg)	45	50	55	60	65	70	75	80	85
C0	35137	26989	21087	16196	12825	10338	8149	6073	3672
C90	15652	11281	8086	6010	3826	1745	0	0	0

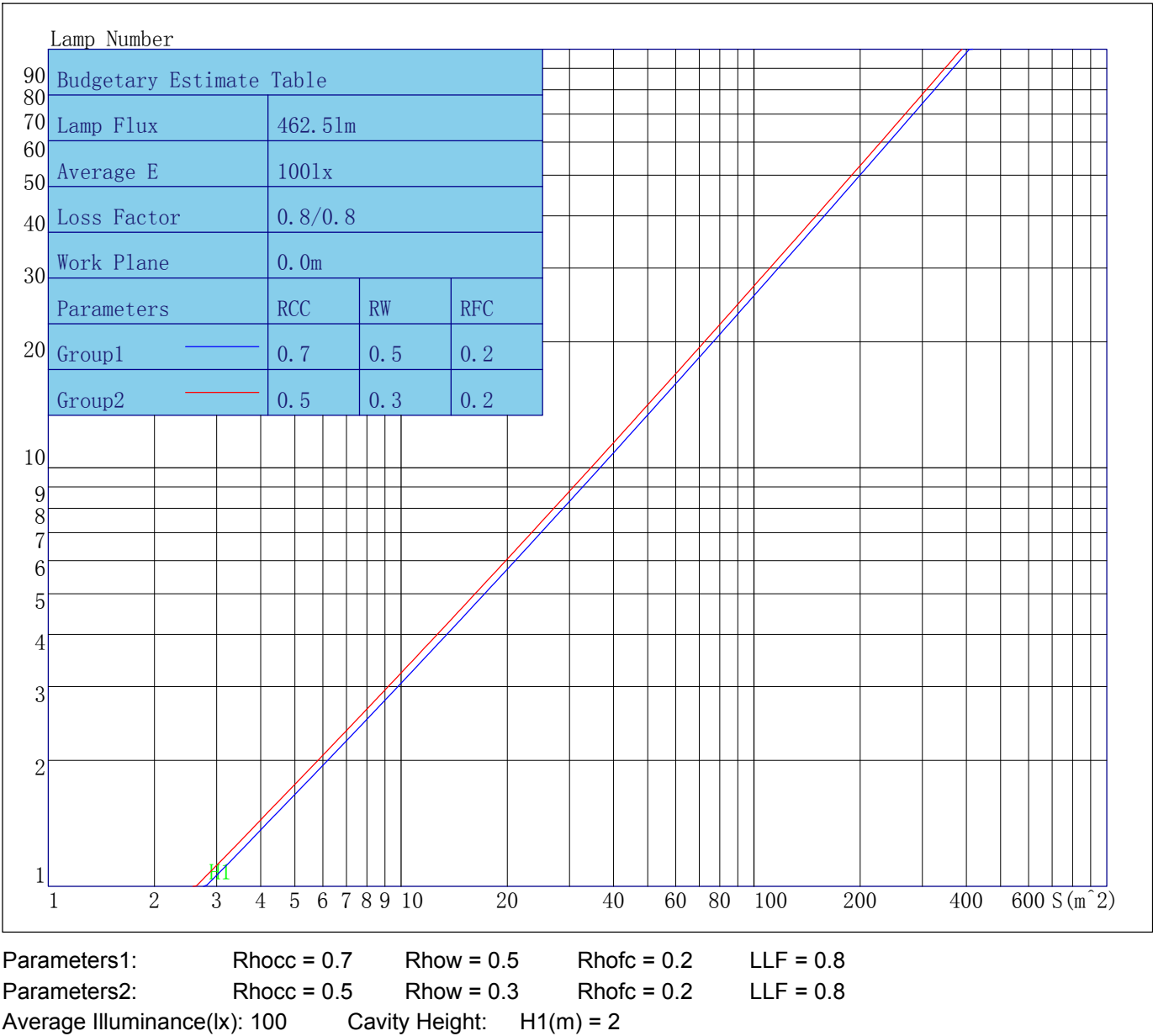
Luminance Limiting Curve



Luminous Size: Length(m)=-0.038 Width(m)=-0.038 Height(m)=0.000 Area(m^2)=0.001134
Luminous Type: Without Luminous Side
Luminous Curves: C0-C180 Color: — C90-C270 Color: —

Indoor Budgetary Estimate Table

Lum. Name: WL02-06-XX-02 2700K RA90 15D	Lum. Catalog:	Test ID: 01
Lamp Name:	Lamp Catalog: LED	Test Lab: Quality Department
Manufacture: Shenzhen Norming Lighting Co., Ltd	Test Machine:GON-2000	Test Date: 2021/10/23



Indoor Coefficient of Utilization Table

Lum. Name: WL02-06-XX-02 2700K RA90 15D	Lum. Catelog:	Test ID: 01
Lamp Name:	Lamp Catelog: LED	Test Lab: Quality Department
Manufacture: Shenzhen Norming Lighting Co., Ltd	Test Machine:GON-2000	Test Date: 2021/10/23

Coefficients of Utilization - Zonal Cavity Method																		
Coef.	Effective Floor Cavity Reflectance RFC=0.20																	
RhoCC (%)	80				70				50			30			10			0
RhoW (%)	70	50	30	10	70	50	30	10	50	30	10	50	30	10	50	30	10	0
RCR	Coefficient of Utilization(%)																	
0	119	119	119	119	116	116	116	116	111	111	111	106	106	106	102	102	102	100
1	115	112	110	109	112	110	109	107	106	105	104	103	102	101	99	98	98	96
2	111	107	104	101	109	105	102	100	102	100	98	99	97	96	96	95	94	92
3	107	102	98	95	105	101	97	94	98	95	93	96	93	91	94	92	90	89
4	103	98	93	90	102	97	93	90	95	91	89	93	90	88	91	89	87	85
5	100	94	90	86	99	93	89	86	91	88	85	90	87	85	88	86	84	83
6	97	91	86	83	96	90	86	83	88	85	82	87	84	82	86	83	81	80
7	94	88	83	80	93	87	83	80	86	82	80	85	82	79	84	81	79	78
8	92	85	81	78	91	84	80	77	83	80	77	82	79	77	82	79	77	76
9	89	82	78	75	88	82	78	75	81	78	75	80	77	75	80	77	75	74
10	87	80	76	73	86	80	76	73	79	75	73	78	75	73	78	75	73	72

Unified Glare Rating Table

Lum. Name: WL02-06-XX-02 2700K RA90 15D	Lum. Catelog:	Test ID: 01
Lamp Name:	Lamp Catalog: LED	Test Lab: Quality Department
Manufacture: Shenzhen Norming Lighting Co., Ltd	Test Machine:GON-2000	Test Date: 2021/10/23

Unified Glare Rating Table

Ceiling RCC	0.70	0.70	0.50	0.50	0.30	0.70	0.70	0.50	0.50	0.30
Wall RW	0.50	0.30	0.50	0.30	0.30	0.50	0.30	0.50	0.30	0.30
Floor RFC	0.20	0.20	0.20	0.20	0.20	0.20	0.20	0.20	0.20	0.20
Room Size	Vewed crosswise					Vewed endwise				
X=2H Y=2H	18.0	19.3	18.3	19.6	19.9	13.5	14.8	13.9	15.1	15.4
	18.3	19.5	18.7	19.8	20.2	13.5	14.7	13.8	15.0	15.4
	18.4	19.5	18.8	19.8	20.2	13.4	14.5	13.8	14.9	15.2
	18.4	19.4	18.8	19.8	20.2	13.3	14.3	13.7	14.7	15.1
	18.3	19.4	18.8	19.8	20.2	13.2	14.2	13.6	14.6	15.0
	18.3	19.3	18.7	19.7	20.1	13.1	14.1	13.6	14.5	15.0
X=4H Y=2H	17.9	19.1	18.3	19.4	19.8	13.6	14.7	14.0	15.1	15.5
	18.3	19.3	18.7	19.7	20.1	13.6	14.6	14.0	15.0	15.4
	18.4	19.4	18.9	19.8	20.2	13.5	14.4	13.9	14.9	15.3
	18.5	19.3	18.9	19.8	20.3	13.4	14.3	13.8	14.7	15.2
	18.5	19.3	18.9	19.7	20.2	13.3	14.2	13.8	14.6	15.1
	18.4	19.2	18.9	19.7	20.2	13.3	14.0	13.8	14.5	15.0
X=8H Y=4H	18.3	19.2	18.8	19.6	20.1	13.4	14.3	13.9	14.7	15.2
	18.4	19.1	18.9	19.6	20.2	13.3	14.0	13.8	14.5	15.1
	18.4	19.1	18.9	19.6	20.1	13.2	13.9	13.7	14.4	14.9
	18.4	19.0	18.9	19.5	20.1	13.2	13.8	13.7	14.3	14.9
X=12H Y=4H	18.3	19.0	18.8	19.5	20.0	13.4	14.2	13.9	14.6	15.1
	18.3	19.0	18.9	19.5	20.0	13.3	14.0	13.8	14.4	15.0
	18.3	19.0	18.9	19.5	20.0	13.2	13.9	13.7	14.3	14.9
Variations with the objverver position at spacings										
S=1.0H	0.7/-0.7					1.2/-1.5				
S=1.5H	1.2/-1.5					2.2/-2.6				
S=2.0H	2.1/-2.2					4.1/-5.4				
Reduced UGR Table:										
Nordic Standard Table:	BK0					BK0				
Correction Value	0.8					0.4				

o the CIE Pub.117, data has been corrected, refers to the lamp's lumens 8.2flm.

Candela Tabulation

V/H	C0.0	C90.0	C180.0	C270.0
γ 0.0	2732.00	2732.00	2732.00	2732.00
γ 1.0	3336.68	1893.28	2720.07	2189.96
γ 2.0	3533.31	1694.82	2325.11	2266.02
γ 3.0	3671.53	1480.27	1906.25	2289.10
γ 4.0	3760.79	1264.79	1520.76	2259.21
γ 5.0	3808.07	1062.58	1200.97	2173.23
γ 6.0	3820.54	881.51	948.21	2041.96
γ 7.0	3794.46	725.51	760.04	1868.40
γ 8.0	3739.81	596.97	617.52	1665.50
γ 9.0	3652.60	491.46	506.73	1453.26
γ 10.0	3513.98	406.16	418.85	1247.52
γ 11.0	3305.13	338.34	348.85	1057.89
γ 12.0	3003.10	284.21	292.24	896.81
γ 13.0	2617.11	240.90	246.20	760.20
γ 14.0	2173.32	206.34	208.94	646.93
γ 15.0	1731.14	179.05	178.32	550.46
γ 16.0	1326.47	157.41	153.70	468.98
γ 17.0	992.18	139.98	133.22	399.08
γ 18.0	735.92	125.52	116.01	339.58
γ 19.0	553.39	113.34	101.36	289.77
γ 20.0	425.82	102.75	88.85	247.64
γ 21.0	337.05	93.36	77.96	212.08
γ 22.0	275.61	84.83	68.67	183.56
γ 23.0	231.29	77.09	60.73	159.52
γ 24.0	197.71	70.24	54.17	139.65
γ 25.0	171.49	64.16	48.53	123.06
γ 26.0	151.51	58.63	43.85	108.69
γ 27.0	135.63	53.61	39.96	96.22
γ 28.0	122.81	49.15	36.72	85.28
γ 29.0	111.61	45.21	34.03	75.79
γ 30.0	101.70	41.76	31.50	67.53
γ 31.0	92.54	38.60	28.90	60.54
γ 32.0	84.19	35.55	26.61	54.46
γ 33.0	76.45	32.48	24.65	49.21
γ 34.0	69.59	29.69	22.96	44.71
γ 35.0	63.49	27.21	21.49	41.09
γ 36.0	58.01	25.04	20.18	37.99
γ 37.0	53.07	23.09	19.00	35.38
γ 38.0	48.63	21.36	17.86	32.96
γ 39.0	44.75	19.77	16.75	30.66
γ 40.0	41.41	18.36	15.69	28.58
γ 41.0	38.39	17.02	14.66	26.78
γ 42.0	35.53	15.79	13.65	25.18
γ 43.0	32.84	14.63	12.67	23.73
γ 44.0	30.36	13.56	11.73	22.41
γ 45.0	28.18	12.55	10.83	21.20
γ 46.0	26.17	11.59	9.95	20.00

Candela Tabulation - (Cont.)

V/H	C0.0	C90.0	C180.0	C270.0
γ 47.0	24.30	10.70	9.11	18.88
γ 48.0	22.66	9.84	8.29	17.81
γ 49.0	21.10	9.01	7.48	16.72
γ 50.0	19.67	8.22	6.80	15.63
γ 51.0	18.34	7.45	6.27	14.59
γ 52.0	17.10	6.74	5.87	13.59
γ 53.0	15.90	6.13	5.48	12.62
γ 54.0	14.78	5.68	5.11	11.67
γ 55.0	13.72	5.26	4.74	10.80
γ 56.0	12.71	4.89	4.36	9.93
γ 57.0	11.78	4.50	4.00	9.10
γ 58.0	10.88	4.11	3.64	8.33
γ 59.0	10.02	3.75	3.30	7.72
γ 60.0	9.18	3.41	2.95	7.25
γ 61.0	8.37	3.09	2.56	6.82
γ 62.0	7.66	2.77	2.20	6.40
γ 63.0	7.10	2.45	1.89	5.99
γ 64.0	6.61	2.11	1.61	5.55
γ 65.0	6.15	1.83	1.30	5.16
γ 66.0	5.69	1.59	1.03	4.76
γ 67.0	5.24	1.34	0.82	4.38
γ 68.0	4.80	1.08	0.62	4.01
γ 69.0	4.39	0.86	0.44	3.59
γ 70.0	4.01	0.68	0.27	3.22
γ 71.0	3.66	0.51	0.11	2.87
γ 72.0	3.32	0.34	0.00	2.57
γ 73.0	2.96	0.19	0.00	2.25
γ 74.0	2.67	0.05	0.00	1.92
γ 75.0	2.39	0.00	0.00	1.65
γ 76.0	2.11	0.00	0.00	1.44
γ 77.0	1.82	0.00	0.00	1.24
γ 78.0	1.57	0.00	0.00	1.05
γ 79.0	1.38	0.00	0.00	0.87
γ 80.0	1.20	0.00	0.00	0.70
γ 81.0	1.01	0.00	0.00	0.53
γ 82.0	0.85	0.00	0.00	0.38
γ 83.0	0.67	0.00	0.00	0.23
γ 84.0	0.51	0.00	0.00	0.08
γ 85.0	0.36	0.00	0.00	0.00
γ 86.0	0.21	0.00	0.00	0.00
γ 87.0	0.06	0.00	0.00	0.00
γ 88.0	0.00	0.00	0.00	0.00
γ 89.0	0.00	0.00	0.00	0.00
γ 90.0	0.00	0.00	0.00	0.00
γ 91.0	0.00	0.00	0.00	0.00
γ 92.0	0.00	0.00	0.00	0.00
γ 93.0	0.00	0.00	0.00	0.00

Candela Tabulation - (Cont.)

V/H	C0.0	C90.0	C180.0	C270.0
γ 94.0	0.00	0.00	0.00	0.00
γ 95.0	0.00	0.00	0.00	0.00
γ 96.0	0.00	0.00	0.00	0.00
γ 97.0	0.00	0.00	0.00	0.00
γ 98.0	0.00	0.00	0.00	0.00
γ 99.0	0.00	0.00	0.00	0.00
γ 100.0	0.00	0.00	0.00	0.00
γ 101.0	0.00	0.00	0.00	0.00
γ 102.0	0.00	0.00	0.00	0.00
γ 103.0	0.00	0.00	0.00	0.00
γ 104.0	0.00	0.00	0.00	0.00
γ 105.0	0.00	0.00	0.00	0.00
γ 106.0	0.00	0.00	0.00	0.00
γ 107.0	0.00	0.00	0.00	0.00
γ 108.0	0.00	0.00	0.00	0.00
γ 109.0	0.00	0.00	0.00	0.00
γ 110.0	0.00	0.00	0.00	0.00
γ 111.0	0.00	0.00	0.00	0.00
γ 112.0	0.00	0.00	0.00	0.00
γ 113.0	0.00	0.00	0.00	0.00
γ 114.0	0.00	0.00	0.00	0.00
γ 115.0	0.00	0.00	0.00	0.00
γ 116.0	0.00	0.00	0.00	0.00
γ 117.0	0.00	0.00	0.00	0.00
γ 118.0	0.00	0.00	0.00	0.00
γ 119.0	0.00	0.00	0.00	0.00
γ 120.0	0.00	0.00	0.00	0.00
γ 121.0	0.00	0.00	0.00	0.00
γ 122.0	0.00	0.00	0.00	0.00
γ 123.0	0.00	0.00	0.00	0.00
γ 124.0	0.00	0.00	0.00	0.00
γ 125.0	0.00	0.00	0.00	0.00
γ 126.0	0.00	0.00	0.00	0.00
γ 127.0	0.00	0.00	0.00	0.00
γ 128.0	0.00	0.00	0.00	0.00
γ 129.0	0.00	0.00	0.00	0.00
γ 130.0	0.00	0.00	0.00	0.00
γ 131.0	0.00	0.00	0.00	0.00
γ 132.0	0.00	0.00	0.00	0.00
γ 133.0	0.00	0.00	0.00	0.00
γ 134.0	0.00	0.00	0.00	0.00
γ 135.0	0.00	0.00	0.00	0.00
γ 136.0	0.00	0.00	0.00	0.00
γ 137.0	0.00	0.00	0.00	0.00
γ 138.0	0.00	0.00	0.13	0.00
γ 139.0	0.00	0.00	0.30	0.00
γ 140.0	0.00	0.00	0.44	0.00

Candela Tabulation - (Cont.)

V/H	C0.0	C90.0	C180.0	C270.0
γ 141.0	0.00	0.00	0.57	0.00
γ 142.0	0.00	0.00	0.69	0.00
γ 143.0	0.00	0.04	0.80	0.00
γ 144.0	0.00	0.19	0.89	0.00
γ 145.0	0.00	0.31	0.97	0.10
γ 146.0	0.00	0.43	1.03	0.26
γ 147.0	0.00	0.54	1.08	0.41
γ 148.0	0.00	0.63	1.13	0.56
γ 149.0	0.00	0.72	1.17	0.70
γ 150.0	0.00	0.78	1.21	0.83
γ 151.0	0.14	0.83	1.24	0.94
γ 152.0	0.28	0.88	1.27	1.02
γ 153.0	0.44	0.90	1.29	1.10
γ 154.0	0.56	0.94	1.31	1.14
γ 155.0	0.68	0.95	1.32	1.16
γ 156.0	0.79	0.97	1.34	1.20
γ 157.0	0.88	0.99	1.35	1.21
γ 158.0	0.97	1.02	1.35	1.23
γ 159.0	1.03	1.04	1.37	1.25
γ 160.0	1.08	1.06	1.36	1.25
γ 161.0	1.12	1.08	1.35	1.27
γ 162.0	1.15	1.10	1.33	1.30
γ 163.0	1.17	1.12	1.32	1.30
γ 164.0	1.21	1.14	1.29	1.32
γ 165.0	1.23	1.15	1.25	1.34
γ 166.0	1.25	1.15	1.20	1.35
γ 167.0	1.26	1.14	1.13	1.36
γ 168.0	1.28	1.11	1.05	1.38
γ 169.0	1.29	1.07	0.95	1.38
γ 170.0	1.30	1.01	0.87	1.39
γ 171.0	1.31	0.95	0.78	1.39
γ 172.0	1.31	0.88	0.70	1.39
γ 173.0	1.28	0.82	0.65	1.36
γ 174.0	1.27	0.80	0.62	1.31
γ 175.0	1.24	0.80	0.62	1.26
γ 176.0	1.20	0.82	0.64	1.19
γ 177.0	1.14	0.85	0.68	1.10
γ 178.0	1.08	0.86	0.74	1.04
γ 179.0	0.99	0.87	0.82	1.00
γ 180.0	0.91	0.91	0.91	0.91